

Week 1




Understanding sentences

Kindergarten Sentences Worksheet

Read each sentence.

Cut and paste the pictures below the matching sentences.

I see a car.	We ride the bus.	My bike can go.




Name _____

Phonics

Say each picture name. Then write a **v** below the picture if its name begins like **van** or a **j** if its name begins like **jet**.







Say each picture name. Then write an **x** below the picture if its name ends like **fox**.








Write **v**, **j**, or **x** to complete the words. Then read them.

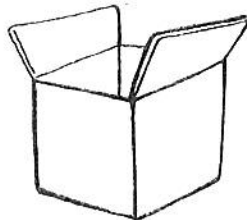
 _____ an



 _____ et




bo _____



Write a Word

Kindergarten Phonics Worksheet

Look at the pictures. Circle the correct missing letter and write the letter to complete the word.



n f

a t s



t p

b a



g i

f r e




m b

a l l



o i

b x



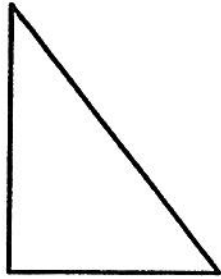
k t

a p

1st Grade Summer Packet




Directions: Look at each shape. Describe the shape as **a two-dimensional** shape "flat" or a three-dimensional shape "solid". Circle your answer.




Flat Shape

Solid Shape



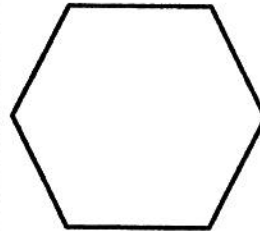
Flat Shape

Solid Shape



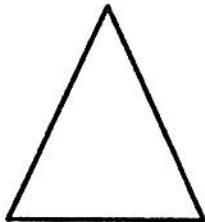
Flat Shape

Solid Shape




Flat Shape

Solid Shape




Flat Shape

Solid Shape



Flat Shape

Solid Shape



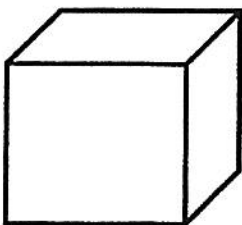
Flat Shape

Solid Shape




Flat Shape

Solid Shape



Flat Shape

Solid Shape

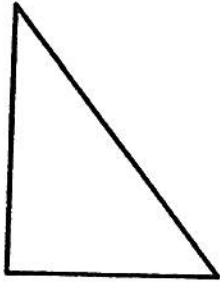



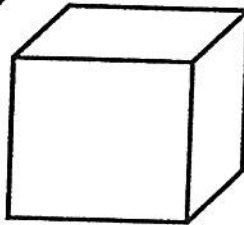
Flat Shape


Solid Shape


1st Grade Summer Packet


Directions: Look at each shape. Write the name of each shape.







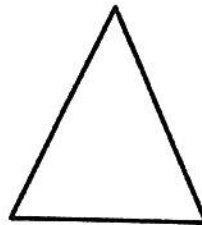





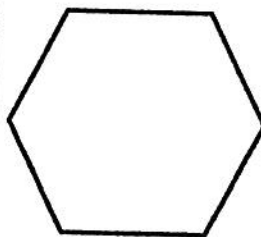












Week 2

Read and sequence: Good morning!

Kindergarten Reading Worksheet

Read the text. Then cut out the pictures.

Glue them in the order that they happened in the story.

Buzz! My clock wakes me.

First, I get out of bed.

Next, I brush my teeth.

Last, I get dressed for school.

First	Next	Last



Name _____

Say each picture name. Then write a **q** below the picture if its name begins like **queen**, a **y** if it begins like **yarn**, and a **z** if it begins like **zoo**.







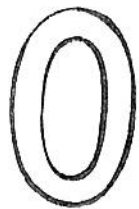






Write **q**, **y**, or **z** to complete the words.

ero



uilt



arn



Write a Word

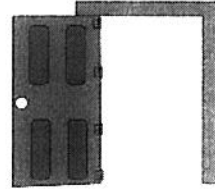
Kindergarten Phonics Worksheet

Look at the pictures. Circle the correct missing letter and write the letter to complete the word.




b f

ee



r u

doo



s i

p g



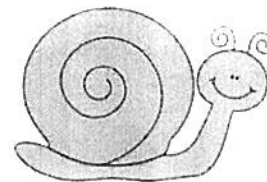
n b

et



u t

r g



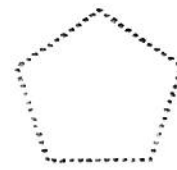
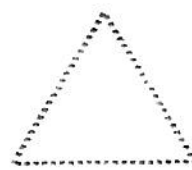



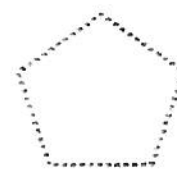




a n

s ail

Pattern

Trace the shape that comes next.





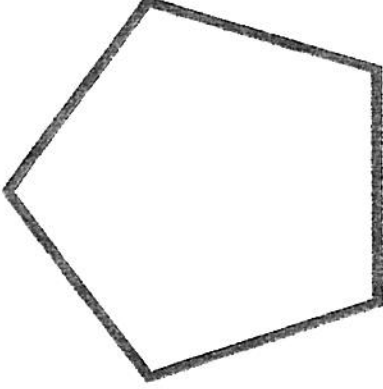
Triangle

Sides	
Corners	



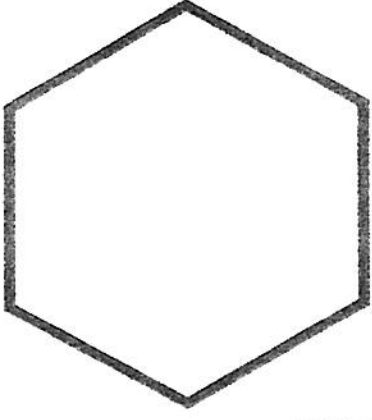
Rectangle

Sides	
Corners	



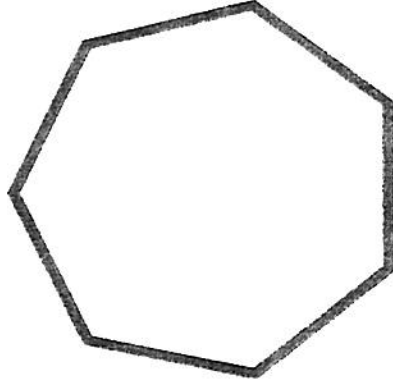
Pentagon

Sides	
Corners	



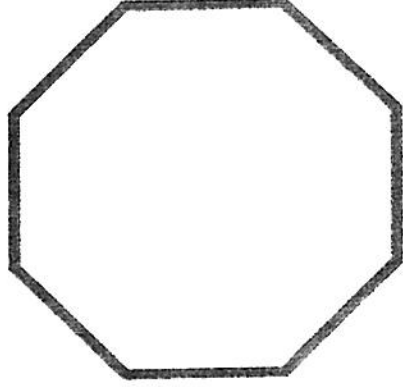
Hexagon

Sides	
Corners	



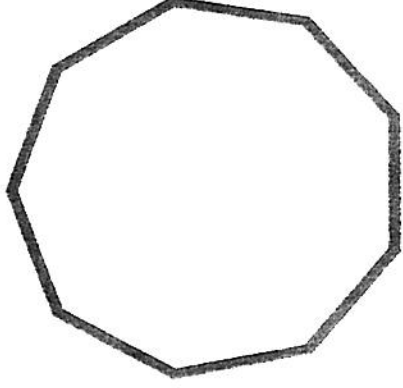
Heptagon

Sides	
Corners	



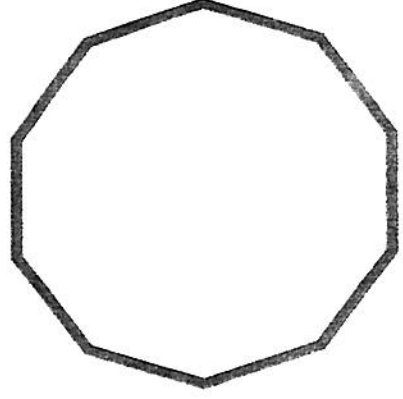
Octagon

Sides	
Corners	



Nonagon

Sides	
Corners	



Decagon

Sides	
Corners	

Week 3



Understanding sentences

Kindergarten Sentences Worksheet

Read each sentence.


Cut and paste the pictures below the matching sentences.


My cat can nap.	The bird can fly.	The dog runs fast.



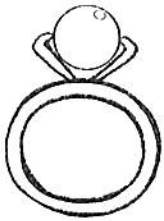
Name _____


Say each picture name. Then write a **d** below the picture if its name begins like **door** or an **r** if its name begins like **rose**.














Write **r** to complete the words. Then read the words.

_____ at

_____ an

Write **d** to complete the words. Then read the words.

_____ ad

_____ id

Write a Word


Kindergarten Phonics Worksheet

Look at the pictures. Circle the correct missing letter and write the letter to complete the word.



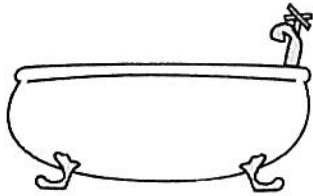
p v

est



l d

wha e



b r

tu



s k

bi e



e g

ba



f w

ly

Numbers 1-20

Write each missing number.

1	6	11	16
3		13	
5		15	
5	10	15	20

Color by number


Kindergarten Numbers and Counting Worksheet

Colour the picture using the number key.

1 – Yellow
 4 – Grey
 7 – Orange
 10 – White

2 – Red
 5 - Brown
 8 – Green

3 – Blue
 6 – Black
 9 – Purple



Week 4

Short passages: The flying jet

Kindergarten Reading Worksheet

Read the passage.

Look, a jet!

It flies so high in the sky.

It goes very fast.

Where will it go?



Complete each sentence.

Look, a _____!


It flies so high in the _____.

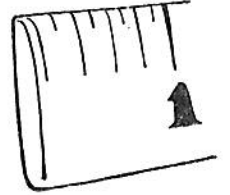
Name _____


Phonics


Say each picture name. Then write an i below the picture if its name begins like ink.














Trace the word in. Then practice writing the word in.



Trace the word it. Then practice writing the word it.




Sounds in Order

Kindergarten Phonics Worksheet

Look at the pictures. Read the letters, then write the letters in order to make the word.



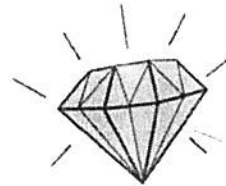
a g b



t d o




g o l



m g e



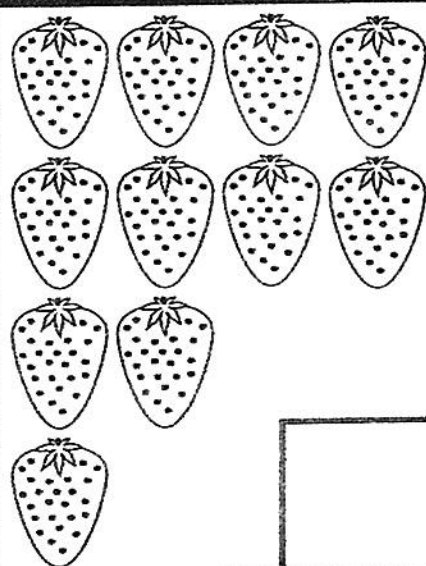
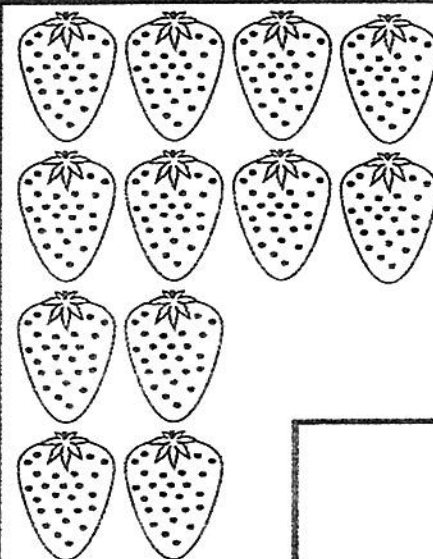
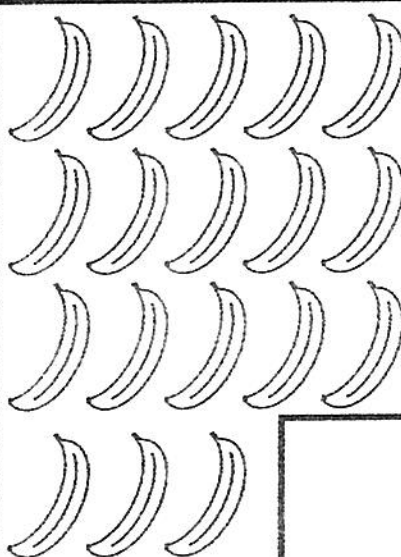

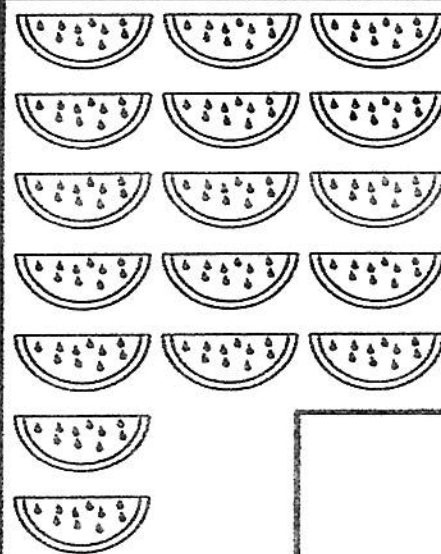




l a b l

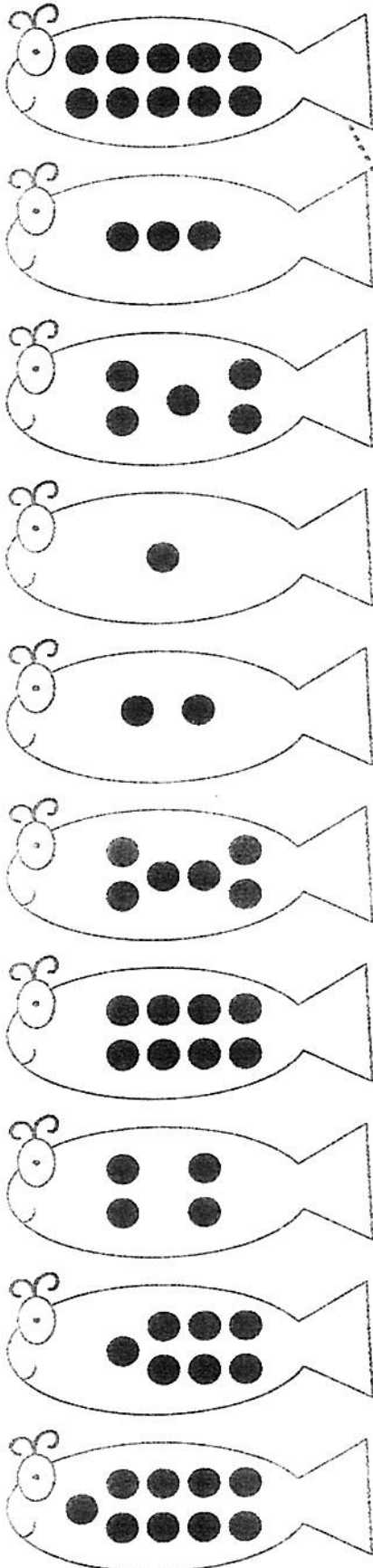


a m h

Count and write how many.



Count and Match



four
nine
six
seven
eight
three
five
two
ten
one

Week 5

Short passages: Hoping for snow

Kindergarten Reading Worksheet


Read the passage.

Will it snow?

Will the wind blow?

I do not know.

I hope so!



Complete each sentence.


Will it _____?

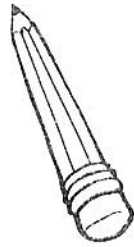
I do _____ know.

Name _____


Phonics

Say each picture name. Then write an **a** below the picture if its name begins with **a** as in **apple**.

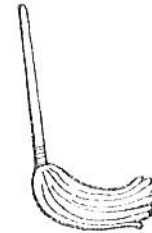












Trace the word **at**. Then practice writing the word **at**.


Trace the word **an**. Then practice writing the word **an**.

Name _____

Say each picture name. Then write **c** below the picture if its name begins like **camel** or **n** if its name begins like **nest**.













Write an **a** to complete the words. Then read them.

c _____ t






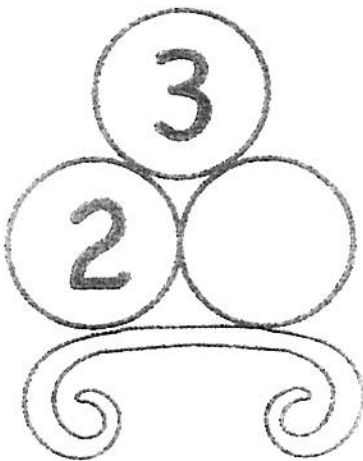



m _____ n

c _____ n

m _____ p










Number Bonds

Fill in the missing numbers.



Number Bonds

Fill in the missing numbers.



Week 6

Short passages: The car


Kindergarten Reading Worksheet

Read the passage.

The car is blue.

It has 4 wheels.

Look at it go!



Complete each sentence.

The car is _____.

It has _____ wheels.

Name _____

Concepts of Print

- A. Identify the uppercase and lowercase letters.
Point to each letter as you read it.
Then draw a line to match each uppercase and lowercase letter.**

d e r g o k l b w i

L D B R W I G E O K

- B. Write the correct letter of the alphabet on the line. Write a lowercase letter.**

1. c _____ e

2. m _____ o

3. p _____ r

4. j _____ l


Sounds in Order

Kindergarten Phonics Worksheet

Look at the pictures. Read the letters, then write the letters in order to make the word.



a t c




n v a



m a j



a t m



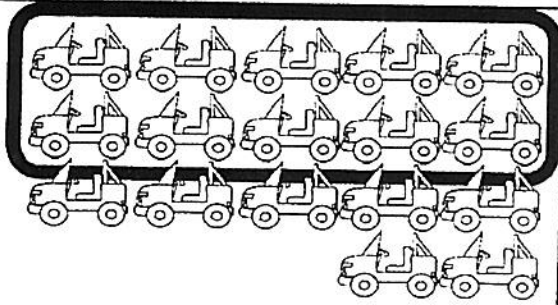
d p n o




u h g

1st Grade Summer Packet

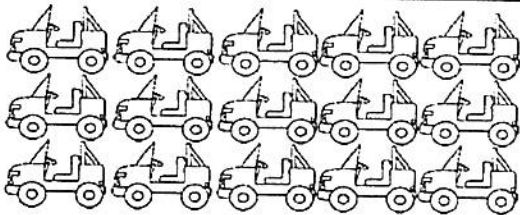
Directions: Circle each group of 10. Fill in the numbers in the Number sentence.



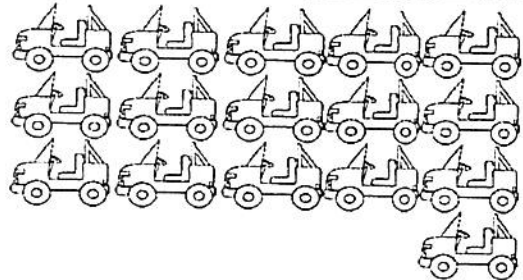
$10 + 7 = 17$



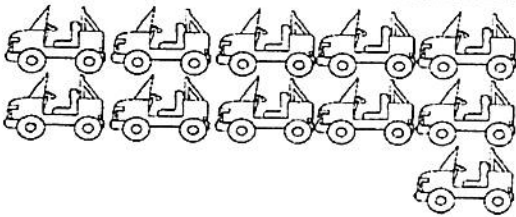
$10 + \underline{\quad} = \underline{\quad}$



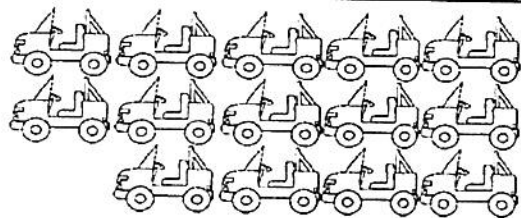
$10 + \underline{\quad} = \underline{\quad}$



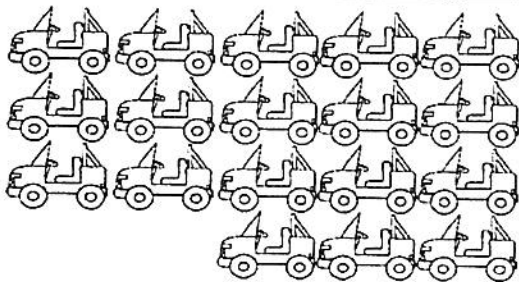
$10 + \underline{\quad} = \underline{\quad}$



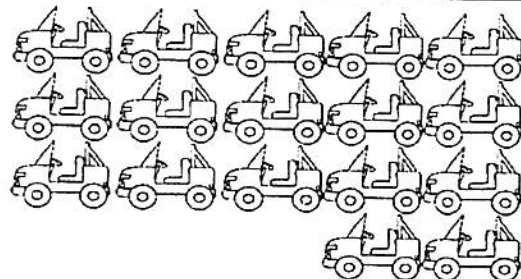
$10 + \underline{\quad} = \underline{\quad}$



$10 + \underline{\quad} = \underline{\quad}$



$10 + \underline{\quad} = \underline{\quad}$



$10 + \underline{\quad} = \underline{\quad}$